





“ Your solution partner in the  
package elevator ”



[www.kepi.com.tr](http://www.kepi.com.tr)

# CONTENTS

About Us

Complete Lift

Cabins

Carcass

Doors

Control Panels

Buttons

Machine Motors

Hydraulic Motors

Other Parts

02

03

15

62

67

72

75

78

83

85



**KEPi®**  
ELEVATOR SYSTEMS

## HAKKIMIZDA

Firmamız 2015 yılında Kepi Asansör Market adıyla kurulmuştur. Paket asansör ve ekipmanları satışı yapan, Türkiye'nin önde gelen lider firmalarındandır.

Türkiye'nin başkenti Ankara'da 5000 metrekare kapalı alanda 35 çalışanıyla, kabin, süspansiyon, ağırlık şasesi, makine şasesi üretimi yapmaktayız. Ürünlerimizi Türkiye standartları (TSE), Avrupa standartları (CE), Rusya standartları (EAC) ve Ukrayna standartlarına göre üretmekteyiz. Dişlili, dişlisiz, hidrolik, monşarj asansörleri başta olmak üzere ayda 60 Paket asansör teslim kabiliyetimiz bulunmaktadır.

Firmamız, yüksek kalite ve zamanında teslimat prensibiyle çalışarak birçok yerli ve yabancı markanın satışını yapmaktadır.

## ABOUT

Our company was founded in 2015 under the name of Kepi Elevator Market. Packages lift and equipments engaged in the sale of the leading companies in Turkey.

In the capital of Turkey in Ankara 5000 sqm indoor area, with 35 employees. We make cabin, cabin frame, counterweight frame, machine chassis production. We produce according to the standards Turkish standards (TSE), European standards (CE), Russian standards (EAC) and Ukraine.

Our company has geared, gearless, hydraulic and dumb waiter elevators. 60 Packages elevator delivery capability is available per month. Our company, with the principle of high quality and timely delivery, sells many domestic and foreign brands.

Kepi is committed to beign a reliable, respectable and permanent company with principsally in the field of activity.

## ОНАС

Наша компания была основана в 2015 году под названием Kepi Asansör Market. Пакеты подъемников и оборудования, участвующих в продаже ведущих компаний Турции.

В столице Турции в Анкаре 5000 кв/м в закрытом помещений, с 35 сотрудниками мы делаем каюты, подвеску, вес шасси, производство машинного шасси. Мы производим в соответствии со стандартами продукции Турции (TSE), европейские стандарты (CE), российские стандарты (EAC) и Украину.

Наша компания оснащена редукторными, безредукторными, гидравлическими и кухонными лифтами и можем производить не менее 60 упаковок ежемесячно. Наша компания, с принципом высокого качества и своевременной доставки, продает многие отечественные и зарубежные бренды.

Kepi стремится быть надежной, уважаемой и постоянной компанией с принципами в сфере деятельности.

## معلومات عنا

تأسست شركتنا في عام 2015 تحت اسم KEPI ASANSOR MARKET في مجال بيع فول باكتج والمعدات وهي واحدة من الشركات الرائدة في تركيا.

نقوم بتصنيع المقصوره و نظام التعليق و هيكل الوزن و هيكل الكابين في عاصمه تركيه انقره بمساحه مغلقه تقدر 5000 متر وباداء 35 عامل جميع منتجاتنا حسب الشروط و المعايير التركيه (TSE) والمعايير الاوربيه (CE) والمعايير الروسي (EAC) والاوكرانيه .

نتمتع شركتنا بالقدرة على توفير 60 مصعد فول باكتج شهريًا ، مصعد دون غرفه محرك ، مصعد مرافق لغرفه المحرك، الهيدروليكية ، مصعد مطاعم. تعمل شركتنا بجودة عالية ومبدأ التسليم في الوقت المناسب وتبيع العديد من العلامات التجارية المحلية والأجنبية.

نلتزم KEPI بان تكون شركة موثوقة ودائمة بجميع أنشطتها في مجال عملها من أجل كسب الثقة والاحترام ....





| COMPLETE  
| LIFT

# MRL SYSTEM

KEPI MRL system is the new generation system of the electric lift that offers an ideal solution for residential, commercial and public buildings based on an innovative modular design. KEPI MRL system has been designed specifically to permit optimised use of space and energy consumption in buildings.



## Technical Datasheet

CAPASITY (kg)	320	400	480	630	800	1000	1250	1600	2000	2500	3000	3500
PERSON	4	5	6	8	10	13	17	21	27	33	40	47
SPEED (m/sec)	0,50 - 2,50						0,50 - 1,60		0,50 - 1,00			
PERSON	.	.	.	.	.	.	.	.	.	.	.	.
HOSPITAL							.	.	.	.	.	.
LOAD AND CARGO							.	.	.	.	.	.
DOOR ENTRY (mm)	700 - 1300						1100 - 3500					
DOOR HEIGHT (mm)	2000 - 2300						2000 - 3500					
CAR INSIDE HEIGHT (mm)	2000 - 2600						2000 - 3800					
MAX. CAR AREA (m²)	0,9	1,17	1,3	1,66	2	2,4	2,95	3,56	4,2	5	5,8	6,6
MAX. STOPS	30						18					
MAX. TRAVEL DISTANCE (m)	100						60					
TRACTION SYSTEM	GEARLESS MACHINE VVVF 1:2											
RAILS	T50A - T70A - T75B - T89B - T90B - T125B - T127B											
CONTROL PANEL	ARKEL ARCODE - ARL 300											
STANDARDS	EN 81-1, EN 81-1+A3, EN 81-20/50-70											
CAR MODELS AND PROPERTIES	OPTIONAL MODELS FROM CATALOG						OTTOWA (PAINTED) OR MARAKESH (STAINLESS STEEL)					



Compact design, quiet and comfortable travel, gearless energy efficient permanent magnet machine. Optional, special certified belt system



Reliable and noiseless, high quality kepidoor automatic doors which are specially



Standard fully automated evacuation system can evacuate passengers in the event of



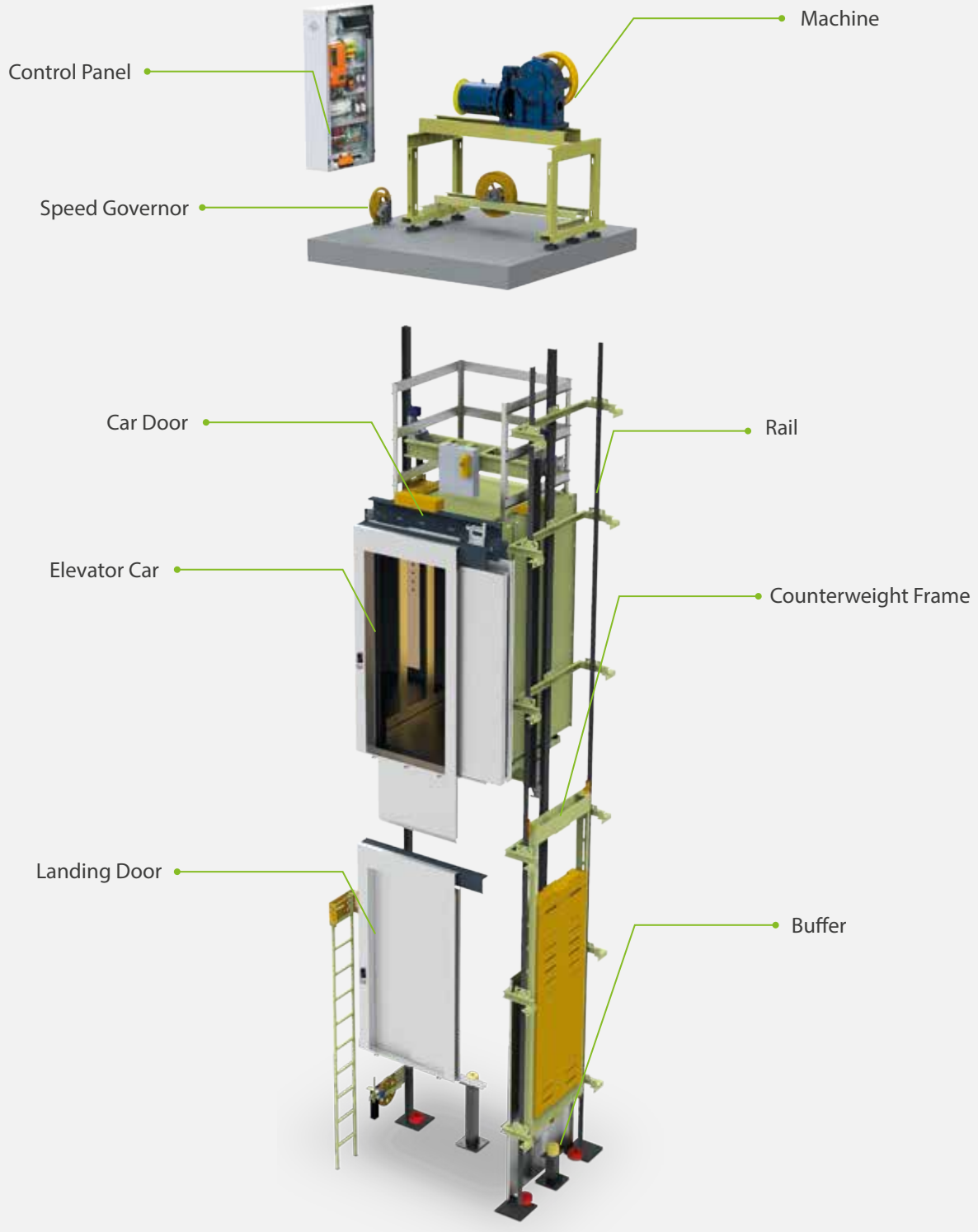
Fit to every project due to flexible shaft, car and door configurations. Optional controller inside door frame

## MRL System Details



# MR SYSTEM 1

It is a system with a traditional machine room. With this system, kepi elevator offers low price and high quality.



## Technical Datasheet

CAPASITY (kg)	320	400	480	630	800	1000	1250	1600	2000	2500	3000	3500
PERSON	4	5	6	8	10	13	17	21	27	33	40	47
SPEED (m/sec)	0,50 - 2,00						0,50 - 1,60		0,50 - 1,00			
PERSON	.	.	.	.	.	.	.	.	.	.	.	.
HOSPITAL							.	.	.	.	.	.
LOAD AND CARGO							.	.	.	.	.	.
DOOR ENTRY (mm)	700 - 1300						1100 - 3500					
DOOR HEIGHT (mm)	2000 - 2300						2000 - 3500					
CAR INSIDE HEIGHT (mm)	2000 - 2600						2000 - 3800					
MAX. CAR AREA (m <sup>2</sup> )	0,9	1,17	1,3	1,66	2	2,4	2,95	3,56	4,2	5	5,8	6,6
MAX. STOPS	30						18					
MAX. TRAVEL DISTANCE (m)	100						60					
TRACTION SYSTEM	GEARED MACHINE VVVF 1:2 OR 1:1											
RAILS	T50A - T70A - T75B - T89B - T90B - T125B - T127B											
CONTROL PANEL	ARKEL ARCODE - ARL 300											
STANDARDS	EN 81-1, EN 81-1+A3, EN 81-20/50-70											
CAR MODELS AND PROPERTIES	OPTIONAL MODELS FROM CATALOG						OTTOWA (PAINTED) OR MARAKESH (STAINLESS STEEL)					



Compact design, quiet and comfortable travel, gearless energy efficient permanent magnet machine. Optional, special certified belt system



Reliable and noiseless, high quality kepidoor automatic doors which are specially



Standard fully automated evacuation system can evacuate passengers in the event of



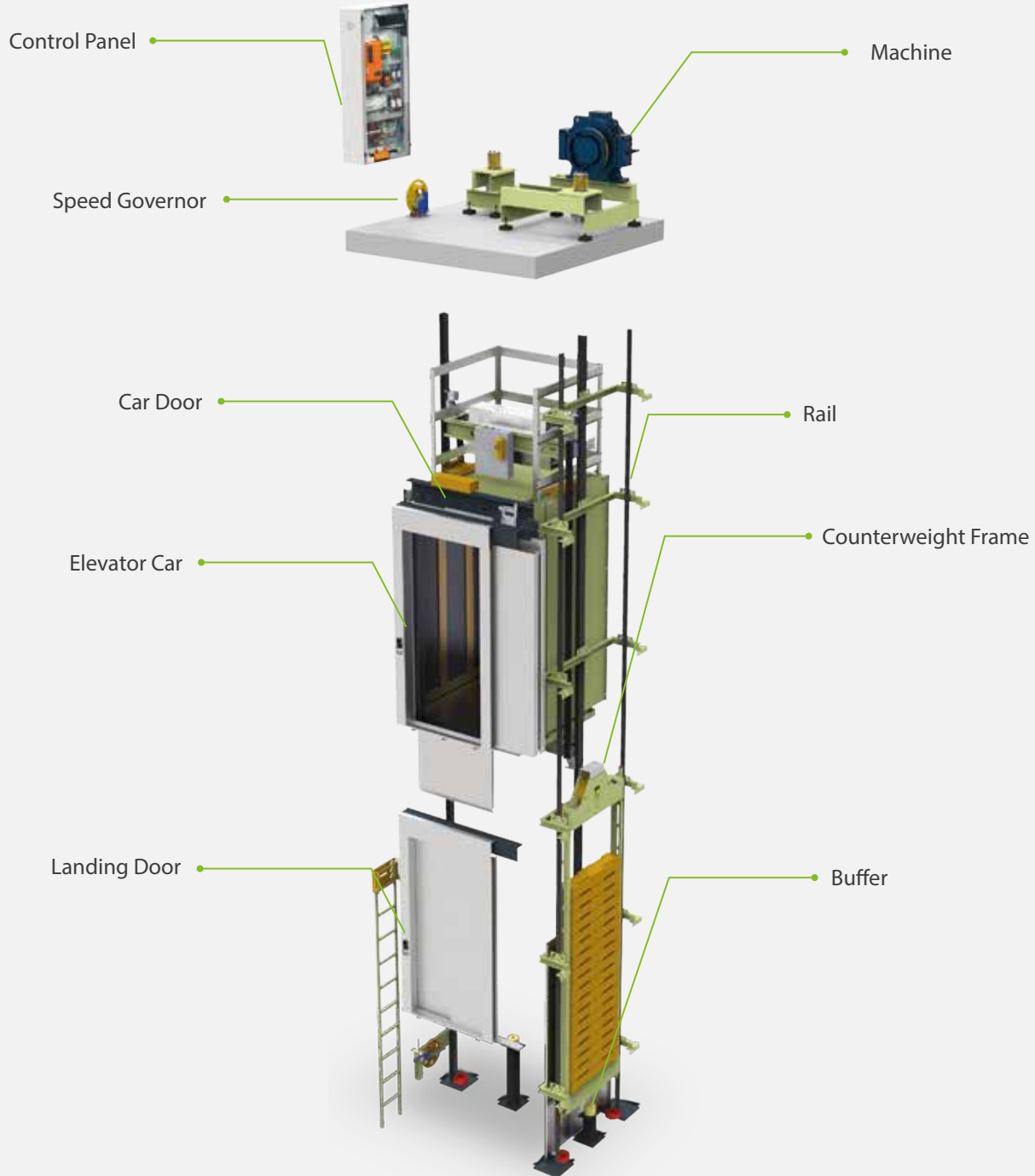
Fit to every project due to flexible shaft, car and door configurations. Optional controller inside door frame

## MR System 1 Details



## MR SYSTEM 2

It is a preferred system in high-rise buildings with a machine room. Driving and sound comfort come to the fore in these systems. It is specially designed and produced according to your well dimensions.





## Technical Datasheet

CAPASITY (kg)	320	400	480	630	800	1000	1250	1600	2000	2500	3000	3500
PERSON	4	5	6	8	10	13	17	21	27	33	40	47
SPEED (m/sec)	0,50 - 2,50						0,50 - 1,60		0,50 - 1,00			
PERSON	.	.	.	.	.	.	.	.	.	.	.	.
HOSPITAL							.	.	.	.	.	.
LOAD AND CARGO							.	.	.	.	.	.
DOOR ENTRY (mm)	700 - 1300						1100 - 3500					
DOOR HEIGHT (mm)	2000 - 2300						2000 - 3500					
CAR INSIDE HEIGHT (mm)	2000 - 2600						2000 - 3800					
MAX. CAR AREA (m <sup>2</sup> )	0,9	1,17	1,3	1,66	2	2,4	2,95	3,56	4,2	5	5,8	6,6
MAX. STOPS	30						18					
MAX. TRAVEL DISTANCE (m)	100						60					
TRACTION SYSTEM	GEARLESS MACHINE VVVF 1:2											
RAILS	T50A - T70A - T75B - T89B - T90B - T125B - T127B											
CONTROL PANEL	ARKEL ARCODE - ARL 300											
STANDARDS	EN 81-1, EN 81-1+A3, EN 81-20/50-70											
CAR MODELS AND PROPERTIES	OPTIONAL MODELS FROM CATALOG						OTTOWA (PAINTED) OR MARAKESH (STAINLESS STEEL)					



Compact design, quiet and comfortable travel, gearless energy efficient permanent magnet machine. Optional, special certified belt system



Reliable and noiseless, high quality kepidoor automatic doors which are specially

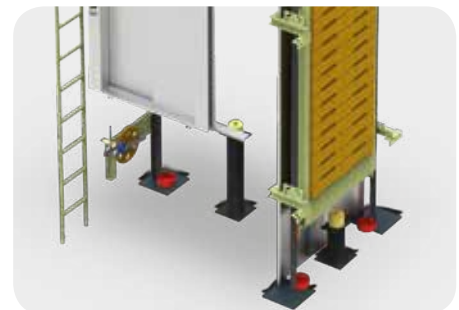


Standard fully automated evacuation system can evacuate passengers in the event of



Fit to every project due to flexible shaft, car and door configurations. Optional controller inside door frame

## MR System 2 Details



# HYDRAULIC SYSTEM

Project based KEPI hydraulic systems for comfort or load uses offer affordable quality without compromising technology or safety. we provide packaged selections of products and designs, offering high-quality components at substantial. there is Also solutions for low last floor and pit in our hydraulic lift systems as kepi elevator.



## Technical Datasheet

CAPACITY (kg)	320	400	480	630	800	1000	1250	1600	2000	2500	3000	3500
PERSON	4	5	6	8	10	13	17	21	27	33	40	47
SPEED (m/sec)	0,30 - 1,60						0,30 - 1,00		0,30 - 0,63			
PERSON	.	.	.	.	.	.	.	.	.	.	.	.
HOSPITAL							.	.	.	.	.	.
LOAD AND CARGO							.	.	.	.	.	.
DOOR ENTRY (mm)	700 - 1300						1100 - 3500					
DOOR HEIGHT (mm)	2000 - 2300						2000 - 3500					
CAR INSIDE HEIGHT (mm)	2000 - 2600						2000 - 3800					
MAX. CAR AREA (m²)	0,9	1,17	1,3	1,66	2	2,4	2,95	3,56	4,2	5	5,8	6,6
MAX. STOPS	8						5					
MAX. TRAVEL DISTANCE (m)	24						15					
TRACTION SYSTEM	HYDRAULIC SYSTEM											
RAILS	T90B - T125B - T127B											
CONTROL PANEL	ARKEL ARL 300 - ARL 700											
STANDARDS	EN 81-1, EN 81-1+A3, EN 81-20/50-70											
CAR MODELS AND PROPERTIES	OPTIONAL MODELS FROM CATALOG						OTTOWA (PAINTED) OR MARAKESH (STAINLESS STEEL)					



Compact design, quiet and comfortable travel, gearless energy efficient permanent magnet machine. Optional, special certified belt system



Reliable and noiseless, high quality kepidoor automatic doors which are specially



Standard fully automated evacuation system can evacuate passengers in the event of

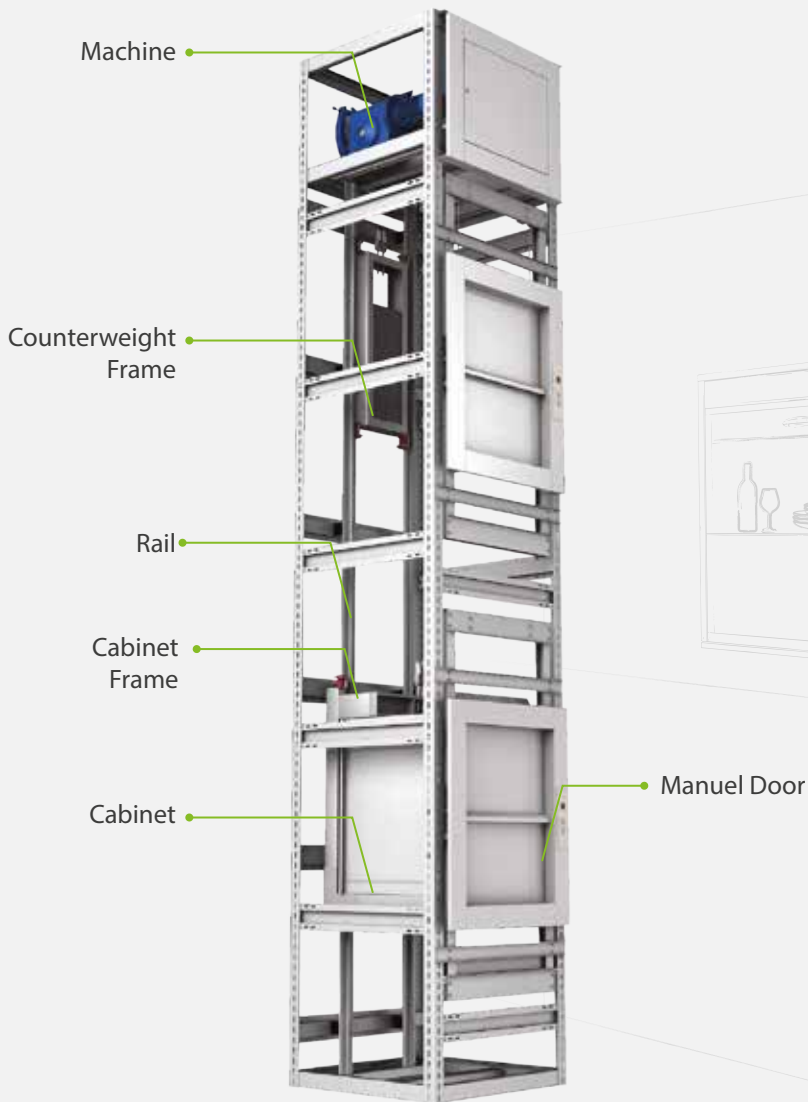


Fit to every project due to flexible shaft, car and door configurations. Optional controller inside door frame

## Hydraulic System Details



# DUMBWAITER SYSTEM



## Technical Datasheet

CAPACITY (kg)	50 - 250
SPEED (m/sec)	0,30 - 0,50
DOOR ENTRY (mm)	500 - 1000
DOOR HEIGHT (mm)	400 - 1000
CAR INSIDE HEIGHT (mm)	700 - 1000
MAX. STOPS	5
MAX. TRAVEL DISTANCE (m)	12
TRACTION SYSTEM	DUMBWAITER MACHINE
RAILS	T50A
CONTROL PANEL	DUMBWAITER CONTROL PANEL
CAR MODELS AND PROPERTIES	STAINLESS STEEL



## Hydraulic Disabled Platform



- Number of Stops  
5 Stop
- Loading Capacity  
385 kg
- Place of Use  
Outdoor/Indoor
- Speed  
0,15/sec
- Max Travel Distance  
13000 mm
- Steel Construction Dimensions  
1540 x 1540 mm
- Platform Dimensions  
1100 x 1400 mm
- Door Dimensions  
900 x 2000 mm

## Open Type Platform



- Number of Stops  
2 Stop
- Loading Capacity  
315 kg
- Place of Use  
Outdoor/Indoor
- Speed  
0,15/sec
- Max Travel Distance  
3000 mm
- Steel Construction Dimensions  
1250 x 1400 mm
- Platform Dimensions  
900 x 1400 mm
- Door Dimensions  
900 x 900 mm

## Stair Type Disabled Platform



### Indoor and Outdoor Platform

It is a disabled lift with horizontal movement to be applied on outdoor or indoor balustrades. The platform is operating with a 12 volts power supply and is running on a specially manufactured guide rail. This lifting platform can be used by one person and has dimensions of 800x1000 mm.



Special Colour  
for You



Easy  
Installation



Comfort



Special  
Applications

## Chair Stairlifts Type Platform



## Pool Lifts Type Platform





# ESCALATOR SYSTEM







**KEPi**<sup>®</sup>  
ELEVATOR SYSTEMS



| CABINS

**Wall Panels**

Black Stainless Steel  
Satin Stainless Steel

**Accessories**

Satin Stainless Steel

**Ceiling**

Laser Cut

**Floor**

Granite

**Mirror**

Full Size


**Hand Rail**

Stainless Steel

*Ceiling*



*Floor*



*Hand Rail*







### Wall Panels

Dk-1

### Accessories

Black Stainless Steel

### Ceiling

Laser Cut

### Floor

Granite

### Mirror

Full Size

### Hand Rail

Stainless Steel



Ceiling



Floor



Hand Rail







**Wall Panels**  
Decoplate- Dk-2

**Accessories**  
Decoplate

**Ceiling**  
Laser Cut

**Floor**  
Granite


**Mirror**  
Full Size

**Hand Rail**  
Stainless Steel

*Ceiling*



*Floor*



*Hand Rail*







## Wall Panels

Decoplate  
Satin Stainless Steel

## Accessories

Decoplate

## Ceiling

Laser Cut

## Floor

Granite

## Mirror

Full Size

## Hand Rail

Stainless Steel

Ceiling



Floor



Hand Rail





**Wall Panels**

Natural Stone and  
Decoplate and Stainless  
Steel

**Accessories**

Mirror Black Stainless  
Steel

**Ceiling**

Laser Cut

**Floor**

PVC

**Mirror**

Half Size

**Hand Rail**

Black Stainless Steel

Ceiling



Floor



Hand Rail







- Wall Panels**  
Glass Mosaic Tile
- Accessories**  
Black Stainless Steel
- Ceiling**  
Laser Cut
- Floor**  
Granite
- Mirror**  
Full Size
- Hand Rail**  
Stainless Steel



Ceiling



Floor



Hand Rail





**Wall Panels**

Dk-4

**Accessories**

Satin Stainless Steel

**Ceiling**

Laser Cut

**Floor**

Granite

**Mirror**

Full Size

**Hand Rail**

Mirror Stainless Steel

*Ceiling*



*Floor*



*Hand Rail*





## Wall Panels

Satin Stainless Steel  
Decoplate

## Accessories

Satin Stainless Steel

## Ceiling

Laser Cut

## Floor

Granite

## Mirror

Full Size

## Hand Rail


Stainless Steel



Ceiling



Floor



Hand Rail





**Wall Panels**

Decoplate  
Satin Stainless Steel

**Accessories**

Black Stainless Steel

**Ceiling**

Laser Cut

**Floor**

Granite

**Mirror**

Full Size

**Hand Rail**

Stainless Steel

*Ceiling*



*Floor*



*Hand Rail*





**Wall Panels**

Decoplate

**Accessories**

Satin Stainless Steel

**Ceiling**

Laser Cut

**Floor**

Granite

**Mirror**

Full Size

**Hand Rail**

Stainless Steel

Ceiling



Floor



Hand Rail







## Wall Panels

Decoplate  
Glass Mosaic Tile

## Accessories

Black Stainless Steel

## Ceiling

Laser Cut

## Floor

Granite

## Mirror

Full Size

## Hand Rail

Stainless Steel

Ceiling



Floor



Hand Rail







**Wall Panels**

Deco Steel

**Accessories**

Stainless Steel

**Ceiling**

Laser Cut

**Floor**

Granite

**Mirror**

Full Size

**Hand Rail**

Stainless Steel



Ceiling



Floor



Hand Rail





**Wall Panels**

Glass

**Accessories**

Mirror Gold Stainless Steel

**Ceiling**

Laser Cut

**Floor**

PVC

**Mirror**

Full Size

**Hand Rail**

Stainless Steel

Ceiling



Floor



Hand Rail







## Wall Panels

Glass

## Accessories

Mirror Black Stainless Steel

## Ceiling

Laser Cut

## Floor

Granite

## Mirror

Full Size

## Hand Rail

Stainless Steel



Ceiling



Floor



Hand Rail





# luxury series tiran



## Wall Panels

Natural Stone

## Accessories

Mirror Gold Stainless Steel

## Ceiling

Laser Cut

## Floor

PVC

## Mirror

Decorative

## Hand Rail

Gold Stainless Steel

Ceiling



Floor



Hand Rail







## Wall Panels

Decoplate

## Accessories

Stainless Steel

## Ceiling

Laser Cut

## Floor

Granite

## Mirror

Full Size

## Hand Rail

Stainless Steel



Ceiling



Floor



Hand Rail





**Wall Panels**

Laminate

**Accessories**

Mirror Rose Gold  
Stainless Steel

**Ceiling**

Laser Cut

**Floor**

Granite

**Mirror**

Decorative

**Hand Rail**

Optional

*Ceiling*



*Floor*



*Hand Rail*





#### Wall Panels

Laminate and Glass

#### Accessories

Satin Stainless Steel

#### Ceiling

Laser Cut

#### Floor

Granite

#### Mirror

Full Size

#### Hand Rail

Satin Stainless Steel

Ceiling



Floor



Hand Rail







## Wall Panels

Black Mirror Stainless Steel

## Accessories

Black Mirror Stainless Steel

## Ceiling

Laser Cut

## Floor

PVC and Glass

## Mirror

Reflective Mirror

## Hand Rail

Black Mirror Stainless Steel

Ceiling



Floor



Hand Rail







#### Wall Panels

Satin Stainless Steel

#### Accessories

Mirror Stainless Steel

#### Ceiling

Laser Cut

#### Floor

Granite

#### Mirror

Full Size

#### Hand Rail

Satin Stainless Steel

Ceiling



Floor



Hand Rail







## Wall Panels

Laminate

## Accessories

Mirror Stainless Steel

## Ceiling

Laser Cut

## Floor

Granite

## Mirror

Full Size

## Hand Rail

Mirror Stainless Steel

Ceiling



Floor



Hand Rail







#### Wall Panels

Natural Stone and  
Decorative Stainless  
Steel

#### Accessories

Copper Satin Stainless  
Steel

#### Ceiling

Laser Cut

#### Floor

Granite

#### Mirror

Full Size

#### Hand Rail

Copper Stainless Steel



Ceiling



Floor



Hand Rail





**Wall Panels**

Decoplate

**Accessories**

Satin Stainless Steel

**Ceiling**

Laser Cut

**Floor**

Granite

**Mirror**

Full Size

**Hand Rail**

Stainless Steel



*Ceiling*



*Floor*



*Hand Rail*







**Wall Panels**

Painted

**Accessories**

Mirror Stainless Steel

**Ceiling**

Laser Cut

**Floor**

PVC

**Mirror**

Full Size

**Hand Rail**

Stainless Steel



Ceiling



Floor



Hand Rail





**Wall Panels**

Deco Steel

**Accessories**

Stainless Steel

**Ceiling**

Laser Cut

**Floor**

Granite

**Mirror**

Full Size

**Hand Rail**

Stainless Steel

*Ceiling*



*Floor*



*Hand Rail*







#### Wall Panels

Glass and Decoplate

#### Accessories

Stainless Steel

#### Ceiling

Laser Cut

#### Floor

Granite

#### Mirror

Full Size

#### Hand Rail

Stainless Steel



Ceiling



Floor



Hand Rail







**Wall Panels**

Decoplate

**Accessories**

Mirror Stainless Steel

**Ceiling**

Laser Cut

**Floor**

Granite

**Mirror**

Full Size


**Hand Rail**

Stainless Steel

*Ceiling*



*Floor*



*Hand Rail*







#### Wall Panels

Decoplate

#### Accessories

Mirror Stainless Steel

#### Ceiling

Laser Cut

#### Floor

Granite

#### Mirror

Full Size

#### Hand Rail

Stainless Steel

Ceiling



Floor



Hand Rail





**Wall Panels**

Decoplate

**Accessories**

Mirror Stainless Steel

**Ceiling**

Laser Cut

**Floor**

Granite

**Mirror**

Full Size


**Hand Rail**

Stainless Steel

Ceiling



Floor



Hand Rail







**Wall Panels**

Decoplate

**Accessories**

Satin Stainless Steel

**Ceiling**

Laser Cut

**Floor**

Granite

**Mirror**

Full Size

**Hand Rail**

Stainless Steel

Ceiling



Floor



Hand Rail





**Wall Panels**

Satin Stainless Steel  
Decoplate

**Accessories**

Mirror Stainless Steel

**Ceiling**

Laser Cut

**Floor**

Granite

**Mirror**

Full Size

**Hand Rail**

Stainless Steel

*Ceiling*



*Floor*



*Hand Rail*







#### Wall Panels

Colored Lamin. Glass

#### Accessories

Mirror Stainless Steel

#### Ceiling

Laser Cut

#### Floor

Granite

#### Mirror

Full Size

#### Hand Rail

Stainless Steel

Ceiling



Floor



Hand Rail



**Wall Panels**

Decoplate

**Accessories**

Mirror Stainless Steel

**Ceiling**

Laser Cut

**Floor**

Granite

**Mirror**

Full Size

**Hand Rail**

Stainless Steel

*Ceiling*



*Floor*



*Hand Rail*







**Wall Panels**

Decoplate

**Accessories**

Decoplate

**Ceiling**

Laser Cut

**Floor**

Granite

**Mirror**

Full Size

**Hand Rail**

Stainless Steel



Ceiling



Floor



Hand Rail



**Wall Panels**

Satin Stainless Steel

**Accessories**

Mirror Stainless Steel

**Ceiling**

Laser Cut

**Floor**

Granite

**Mirror**

Full Size

**Hand Rail**

Stainless Steel

Ceiling



Floor



Hand Rail













#### Wall Panels

Colored Lamin.Glass

#### Accessories

Mirror Stainless Steel

#### Ceiling

Laser Cut

#### Floor

Granite

#### Mirror

Full Size

#### Hand Rail


Stainless Steel



Ceiling



Floor



Hand Rail





**Wall Panels**

Decoplate

**Accessories**

Satin Stainless Steel

**Ceiling**

Laser Cut

**Floor**

Granite

**Mirror**

Full Size

**Hand Rail**

Stainless Steel



*Ceiling*



*Floor*



*Hand Rail*







**Wall Panels**

Decoplate

**Accessories**

Satin Stainless Steel

**Ceiling**

Laser Cut

**Floor**

Granite

**Mirror**

Full Size

**Hand Rail**

Stainless Steel

Ceiling



Floor



Hand Rail



A photograph showing the interior of a modern building. The ceiling is a complex, grid-like structure with many small, square openings, creating a pattern of light and shadow. The walls are a deep red color. The perspective is looking down a long, narrow corridor or atrium, with a bright light source at the far end.





**Wall Panels**

Decoplate

**Accessories**

Satin Stainless Steel

**Ceiling**

Laser Cut

**Floor**

Granite

**Mirror**

Full Size

**Hand Rail**

Stainless Steel



*Ceiling*



*Floor*



*Hand Rail*





**Wall Panels**

Colored Lamin. Glass

**Accessories**

Mirror Stainless Steel

**Ceiling**

Laser Cut

**Floor**

Granite

**Mirror**

Full Size

**Hand Rail**

Stainless Steel

*Ceiling*



*Floor*



*Hand Rail*







<b>Wall Panels</b>	Colored Lamin. Glass
<b>Accessories</b>	Mirror Stainless Steel
<b>Ceiling</b>	Laser Cut
<b>Floor</b>	Colored Lamin. Glass
<b>Mirror</b>	Full Size
<b>Hand Rail</b>	Stainless Steel

Ceiling



Floor



Hand Rail







Ceiling



Floor



Hand Rail







#### Wall Panels

Colored Lamin. Glass

#### Accessories

Mirror Stainless Steel

#### Ceiling

Laser Cut

#### Floor

Colored Lamin. Glass

#### Mirror

Full Size

#### Hand Rail

Stainless Steel



Ceiling



Floor



Hand Rail



# SEMI AUTOMATIC DOORS



4. sayfa



DL - A2S1



DL - A4P2



DL - C2S1




DL - M1P1



DL - H6Z1





# CAR FRAME TYPE





1/1 Counterweight Frame



1/2 Double Counterweight



1/2 Counterweight Frame



1/2 Double Counterweight



## CAR FRAME L TYPE

Hydraulic Car Frame



1/1 Car Frame




1/2 Car Frame



## MACHINE CHASSIS


MRL Chassis




MR Chassis




MRL Chassis



MR Chassis







| DOORS

2 PANEL CENTRAL CAR DOORS





## 2 PANEL CENTRAL LANDING DOORS



## 2 PANEL TELESCOPIC CAR DOORS





## 2 PANEL TELESCOPIC LANDING DOORS



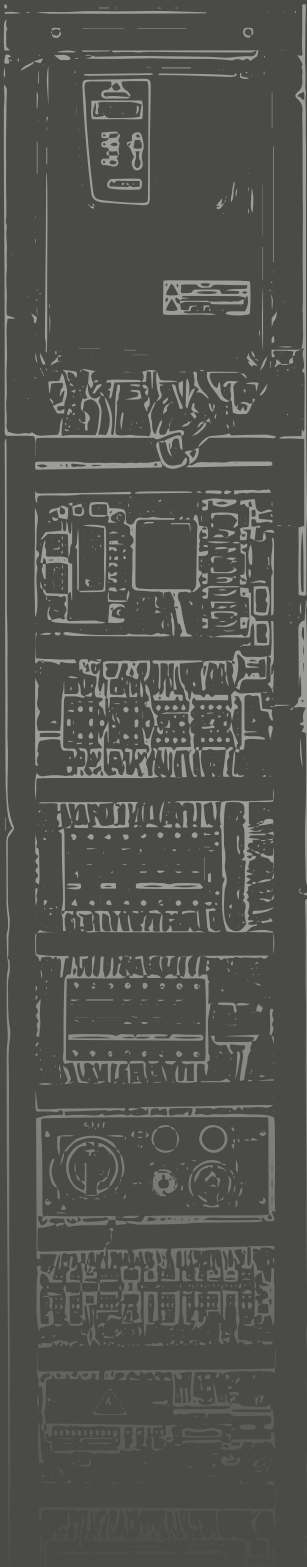
# AUTOMATIC DOORS



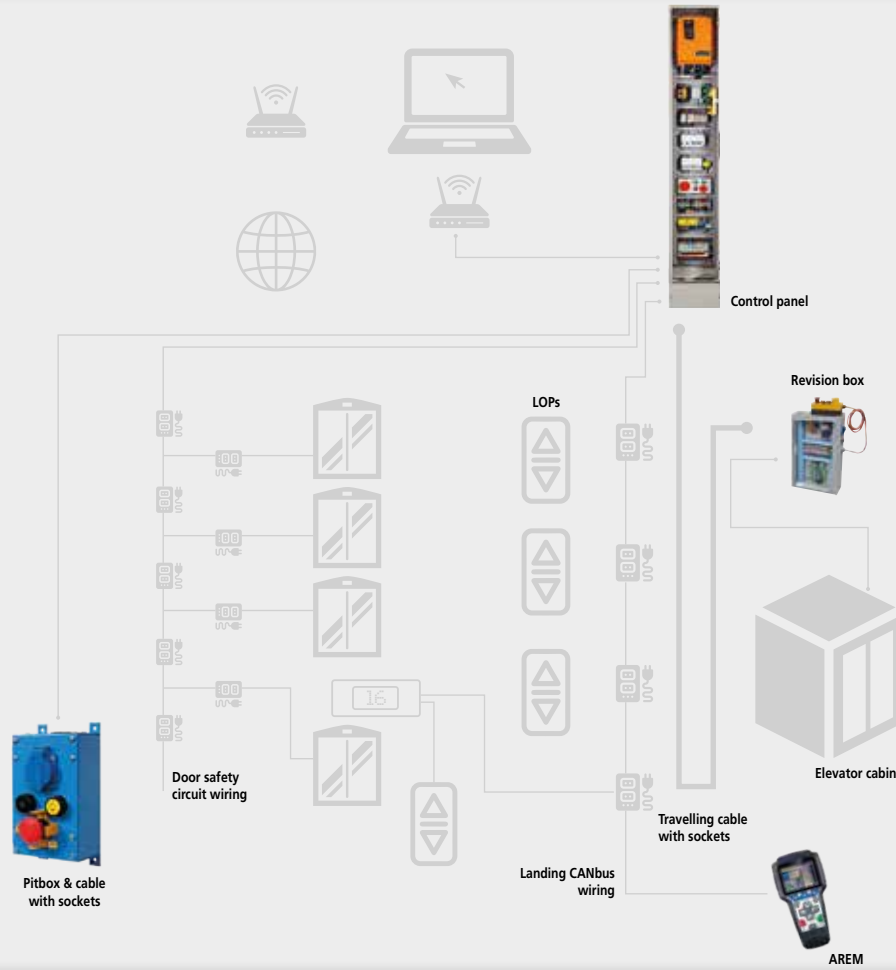
## FOLDING DOOR







CONTROL  
PANELS







IButtons

# BUTTONS














MACHINE  
MOTORS

# MACHINE MOTORS

## AKIŞ



## EKER



## AKAR





## KINETEK



## WITTUR



## ZIEHL ABEGG




## MONTANARI



# MACHINE MOTORS

## SICOR



## ALBERTO SASSI



## CSAQ



## LAFERT



## GEM



## TORIN







# HYDRAULIC MOTORS



## KLEEMANN



## OMAR








OTHER  
PARTS

## OTHER



RAIL



RAIL FISH PLATE



MAGNETIC READ SWITCH



PHOTOSEL



BOLT CONNECTION SET



COUNTER WEIGHT



COMPENSATION CHAIN ROLLER



COMPENSATION CHAIN ROLLER 4 ROLLERS



BALANCE CHAIN



SHOCK ABSORVER



CAST RAIL CLAW



ELECTRICIAN BOARD





ELECTRONIC OVERLOAD SYSTEM



TAGS




FAN



COMMUNICATION KIT



FLEXIBLE CABLE



FLEXIBLE WEDGE



SAFETY GEAR



ROPE



ROPE BOTTLE



ROPE PIM



ROPE HOLDER 6,5 mm



ROPE HOLDER 10 mm

## OTHER



HYDRAULIC ROLLER



HYDRAULIC BUFFER



VIBRATION DAMPER



CABLES



CLIPS



CABLE COVER



PULLEY



PULLEY COVER



SHEAVE SIDE PLATE



LOCK



UNLOCKING MAGNET



ELEVATOR BRACKET





MACHINE VIBRATION DAMPER



BOLTED  
MACHINE VIBRATION DAMPER



EMERGENCY STOP



SKATE



PLASTIC SPIRAL HOSE



THIMBLE



OVERSPEED GOVERNOR



RESISTANCE



OVERSPEED GOVERNOR WEIGHT



TENSIONER



PANEL LIMIT SWITCH



REVISION HAND CONTROL

## OTHER



REVISION HAND CONTROL



REVISION HAND CONTROL



FIXED SKATES



SHEET RAIL CLAW



LIMIT CUTTER



SWITCH



BUFFER



WHEELED SKATES



OIL COLLECTION CONTAINER



LUBRICATOR



SPRING



HIGH SPEED SKATES







**We Export to**

**64**

**Countries!**

*We Carry Value to the Whole World*








2018 Kielce, Poland



2019 İstanbul, Turkey



2021 İstanbul, Turkey



2019 İstanbul, Turkey



2021 İstanbul, Turkey



*Fairs We  
Attended*



2022 İstanbul, Turkey





2022 Ankara, Turkey




2024 Alger, Algeria




2023 İstanbul, Turkey



2023 Tashkent, Uzbekistan



2022 Algeria



2023 Casablanca, Morocco



2023 Ankara, Turkey

Notes

The page features a decorative background with overlapping geometric shapes in light blue and light green. The shapes include triangles, rectangles, and polygons that create a layered, architectural effect. Overlaid on this background are horizontal dotted lines, providing a guide for writing notes.

“ Your solution partner in the  
package elevator ”





KEPİ ASANSÖR MARKET İMALAT  
İTH. İHR. TİC. ve SAN. LTD. ŞTİ.

- Factory Address: Alcı OSB 2019 Street  
Nr.15 Sincan / Ankara TURKEY
- Phn: +90 312 395 32 98
- [info@kepi.com.tr](mailto:info@kepi.com.tr)
- [www.kepi.com.tr](http://www.kepi.com.tr)

